


*Solutions***30**


Solutions for New Technologies

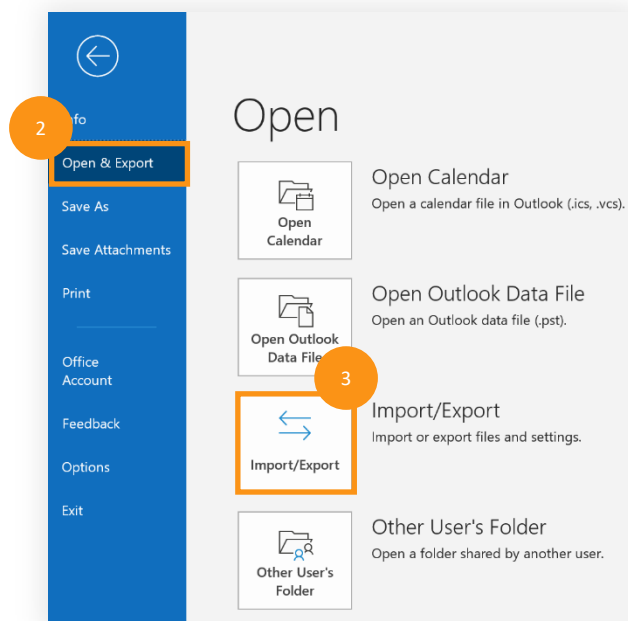
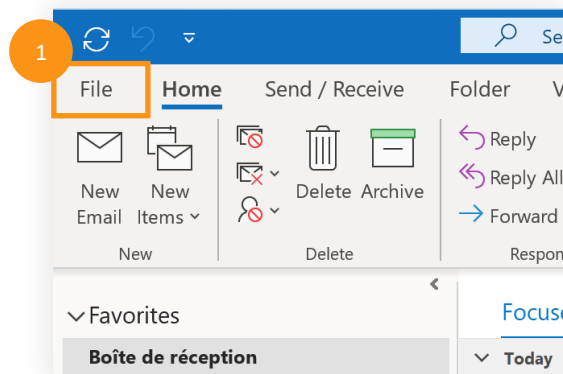


Export your
Outlook
mailbox

Because your mailbox is set up in IMAP on the old email, we are able to migrate messages from server to server from your mailbox. However, we are not able to migrate your Outlook calendar and contacts.

This procedure aims to help you in the export of your Outlook calendar and contacts in 2 local PST archives, steps you need to do before **you've set up your new mailbox** in the Outlook Desktop App.

- I. Open Outlook Desktop App 
- II. Follow the step-by-step below to export your calendar



Import and Export Wizard



Choose an action to perform:

- Export RSS Feeds to an OPML file
- Export to a file**
- Import a VCARD file (.vcf)
- Import an iCalendar (.ics) or vCalendar file (.vcs)
- Import from another program or file
- Import RSS Feeds from an OPML file
- Import RSS Feeds from the Common Feed List

Description

Export Outlook information to a file for use in other programs.

< Back

Next >

Cancel

Export to a File



Create a file of type:

- Comma Separated Values
- Outlook Data File (.pst)**

< Back

Next >

Cancel

